




New Age Veneers Grain Structure Guide




Straight Quarter Cut



Fineline



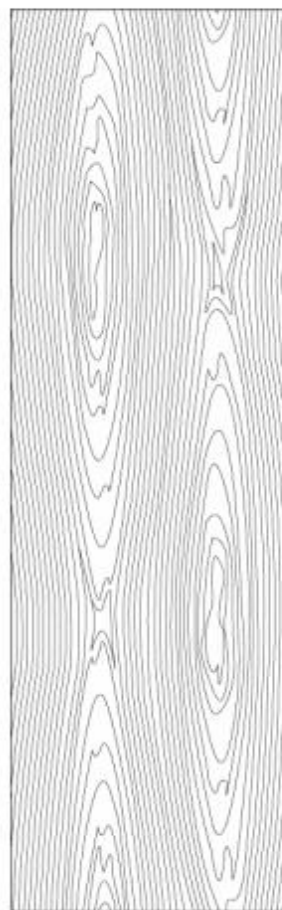
Rift Quarter Cut




Swing Quarter Cut



3 Crown



2 Crown



3 V Join



Birdseye

Please Note: This page has been provided as a guide only.

Actual veneer grain structure may differ from images.

1200mm(width) panels will need 2 leaves. For example, a 2 crown veneer will finish with 4 crowns across 1200mm.