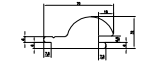




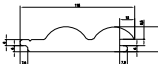

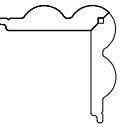




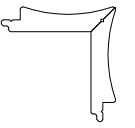


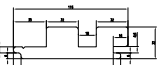

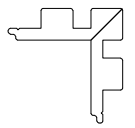

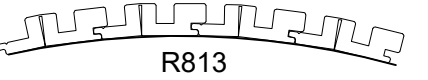
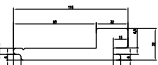
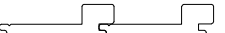
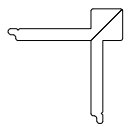

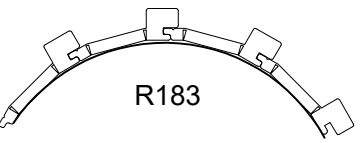
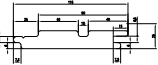
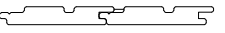
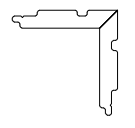
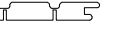
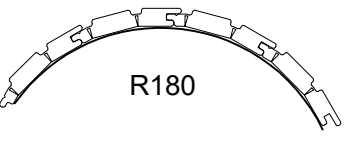
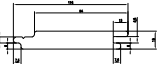

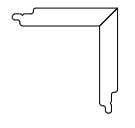

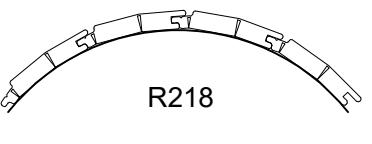

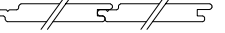
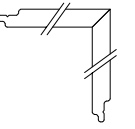


1	2	3	4	5	6
PROFILE	PROFILE DIMENSIONS	MATING DETAIL	CORNER DETAIL	CURVING PROFILE	MIN/MAX CONCAVE/CONVEX CURVING EXAMPLE
ARC					 R190
ARC 2					 R170
FLUTE					 R530
BATTEN					 R813
BOARD & BATTEN					 R183
GROOVE 50					 R180
GROOVE 100					 R218
GROOVE 300				TO BE FABRICATED ONSITE.	

This drawing is copyright ©, for reference purposes only and is not to scale.	MODULO PANEL by screenwood		DRN BY	Daniel C	DESCRIPTION MODULO PANEL SUMMARY	DRG.NO CAV001	REV. 0
			CHD BY	DC			
			APP BY	DC			
			DATE	29.06.21			